



Select SIPs
Look Book
2023

#3

Commercial/Industrial/Institutional
&
Agricultural

Commercial over 10,000 sq. ft.


SIP Dental Clinic and Offices Waukee IA

SIP Wall thickness:
6 ½" EPS

Native grasses used as
screening elements

15.9 Kft²

2nd SIP Project



Energy Panel Structures
Waukee Central – Hickman Retail
Waukee, IA




Commercial over 10,000 sq. ft.

SIP Community School Gym Evergreen CO

SIP wall thickness:
6" EPS

SIP roof thickness:
12" EPS



Extreme Panel Technologies
RMAE Gymnasium
Evergreen, CO



Commercial over 10,000 sq. ft.


SIP School Campus Hailey ID

SIP wall thickness:
6.5" EPS - both Barn and
Studios

SIP roof thickness:
12.25" EPS Core - Barn;
10.25" Studios

12.6 Kft² over timber
frame

Middle school



ENERCEPT
The Sage School Quigley Campus
Hailey, ID




Commercial under 10,000 sq. ft.

SIP Workshop and Warehouse Addition Blaine MN

SIP wall thickness:
8" EPS Foam



Select SIPs
Look Book
2023



Energy Panel Structures
Thorne Bros & The Fly Angler
Blaine, MN




Commercial under 10,000 sq. ft.

SIP Medical Station Ridgeland MS

SIP wall thickness:
8 ¼ "

SIP roof thickness:
10 ¼ "



Extreme Panel Technologies
Pafford EMS
Ridgeland, MS



Commercial < 10,000 sq. ft.

SIP Campers Cabin La Honda CA

RUNNER-UP

Honorable Mention

SIP wall thickness:
6" EPS

SIP roof thickness:
10" EPS

Exceeded LEED and NGBS

Prototype cabin others to follow



Shell Building Systems
Premier Building Systems
YMCA Camp Gulch Cabin, North Tolowa Cabin 1
La Honda, CA



Commercial under 10,000 sq. ft.


SIP Office Building Gillette WY

Wall thickness:
7 3/8" EPS Core

Roof thickness:
9 5/8" EPS Core

100% LED Lighting

Low E windows with a U-
value of 0.29 SHGC



Enercept SIPs
Highmark Credit Union
Gillette, WY




Commercial under 10,000 sq. ft.

SIP EMS Support Space Pylesville MD

Wall thickness:
6 ½" EPS Core

Roof thickness:
10 ¼" EPS Core



ACME Panel Company
Harford County Emergency Services
Pylesville, MD



Commercial under 10,000 sq. ft.

SIP Storage Nampa ID

Wall thickness:
10" & 12" SIP Sections



Select SIPs
Look Book
2023



Premier Building Systems
Big Storage Idaho
Nampa, ID




Commercial under 10,000 sq. ft.

SIP Child Care and Recreational Center Bridgehampton NY

Wall thickness:
6 ½" Neopor

Roof thickness:
10 ¼" Neopor



ACME Panel Company

**Bridgehampton Child Care & Recreational Center
Bridgehampton, NY**



Commercial under 10,000 sq. ft.


SIP Convenience Store Rusk TX

Wall thickness:
5 5/8" EPS Core

Roof thickness:
9 5/8" EPS Core



Select SIPs
Look Book
2023



SIPA
Structural Insulated
Panel Association

Enercept
Kim's C-Store
Rusk, TX



ENERCEPT SIPs
The Future of Framing


Commercial under 10,000 sq. ft.

SIP Funeral Parlor Jackson MN

Wall thickness:
6" wall with 5.5" thick
EPA foam

Roof thickness: Truss
system with blown
insulation

ACH50: 2.57



Energy Panel Structures

Lacanne Funeral Home
Jackson, MN



Commercial under 10,000 sq. ft.

SIP Shop Garage Renton WA

Wall thickness:
6 "


Roof thickness:
10 "

Certification:
5 Star Washington Green

HVAC system: Mini-splits

NZE Ready

2.4 Kft2



Premier Building Systems

Santi Shop
Renton, WA




Agricultural

SIP Fish Hatchery Building Spearfish SD

SIP wall thickness:
7 3/8" – EPS Core

SIP roof thickness:
11 7/8" – EPS Core

3 Kft2 over steel frame



Enercept SIPs

**D.C. Booth National Fish Hatchery Shop Building
Spearfish, SD**



Agricultural


SIP Agronomy Center Rolfe IA

SIP Wall thickness:

3/4"-OSB & 7-3/8" EPS &
3/4" CCX Plywood with
laminated interior 0.090
FRP = 9" total assembly

88 ft clear span wood
trusses

Newest of many SIP
buildings for the
Cooperative



Energy Panel Structures

PRO Cooperative

Rolfe, IA

